



## EPS - Datasheet

### Series E/PSI 9000 DT

EPS's user-friendly laboratory power supplies of series "E/PSI 9000 DT" are suitable by their compact desktop design with carrying handle and tilt stand especially for test systems and training institutions. Owing to a special filtering, the HF and NF output ripple are reduced to a level closing up to those of linear technology power supplies.

Different units with DC output voltages between 0-40V (SELV) and high 0-750V, currents between 0-4A and 0-60A and power from 0- 320/640/1000/1500W.

About the common features of power supplies also with the integrated function and arbitrary waveform sine, rectangular or triangular setpoint curves, offset, and other waveforms can be generated. Thus, complex processes, for example, for product testing, up to 99 sequences are both created and executed, as well as stored on a USB stick or loaded them (front).

All models are microprocessor-controlled. This allows accurate and rapid measurement and display of actual values. Setpoints and actual values, status displays and messages are clearly displayed on an intuitive TFT touch panel. Models with a nominal voltage of 200V or higher include a discharge circuit for the output capacities. For no load or low situations, it ensures that the dangerous output voltage can sink to below 60V DC in max.10 seconds (SELV according to EN61010). The implemented supervisions for all output parameters (Alarm Manager) can help to reduce test equipment and make it almost unnecessary to install external supervision hardware and software.

For the integration into semi-automatic and remotely controlled test and automatic systems, the units offer an isolated analog, a USB and an Ethernet interface.

The control software EPS/PC (124175) for Windows allows remote control of multiple similar or different devices (optional, up to 20). It has a clear display for all set and actual values, as well as direct input mode of SCPI and ModBus commands, a firmware update function and the semi-automatic control table "Sequencing".

Optionally available are a GPIB interface, calibration protocol and extended warranty up to 5 years as well a UK wall socket adapter.

Energy efficiency: Auto-ranging, high efficiency, temperature controlled fans

Scope of delivery:

Power Supply Unit

Test report

Mains cord 1,5 and/or 2m

IEC plug (option UK or US plug)

USB cable 1,8m

USB-Stick with manual and Software

## E/PSI 9080-10 DT Laboratory Power Supply

---



E/PSI9000-DT\_Front

### General data

Technology	Switching
Operation modes	CV. CC. CP. CR
Mains	90-264 VAC, 1ph.+N
Input frequency	45-65Hz
Power factor	>0,99
Display	TFT Touch Panel 4.0
Voltage resolution	0,01 V
Voltage accuracy	<=0,1%
Voltage Stability Load	<0,05% (0-100%)
Voltage Stability Mains	<0,02% (+-10%)
Response time Voltage	<2ms (10-100%)
Rise time Voltage	max.30ms (10-90%)
Current Resolution	0,001 A
Current Accuracy	<=0,1%
Current Stability Load	<0,15% (0-100%)
Current Stability Mains	<0,05% (+-10%)
Output Current Limitation	Standard
Power Accuracy	<1%
Overvoltage category	2
Overheat protection	Standard
Isolation In-/Output	2500V DC
Isolation Output/Enclosure	neg.400VDC, pos.400VDC+VDCout max.
Protection class	1
Series operation	Standard (400V max.)
Parallel operation	Standard

Cooling	Fan
Operation temperature	0-50°C
Storage temperature	-20...70°C
Humidity	<80% n.c
Attitude	<2000m
Design	Desktop
Standards	EN61010-1,EN61326,EN61010,EN55022 class B
Power fail	Standard
Alarmmanagement	Standard
Function generator	+arbitrary
Output Preset	Standard
Memory	5 Profile

**Interfaces**

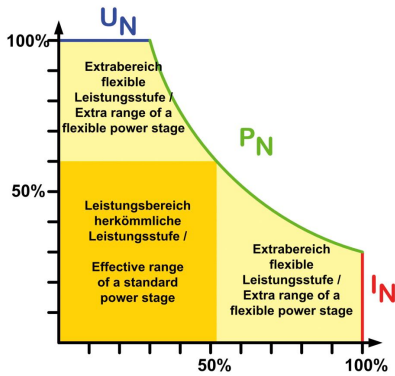
Analog Isolation	Standard
Accuracy Interface	$U=3,1mV/I=0,4mA/P=0,012W$
USB Interface	Standard
Ethernet Interface	Standard
Software	Standard EPS/PC

**Technical data**

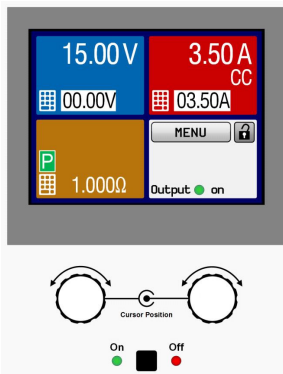
Output Voltage	0-80 VDC
Output Current	0-10 A
Output Power	0-320 W
Efficiency	<=89%
Ripple U	8mVpp/0,8mVrms
Ripple I	1mArms
Resistance Resolution Range 1	5 Digits
Remote Sensing	Standard
Dimensions in mm (WxHxD)	276 x 103 x 355
Weight	6,5 kg
Order code	200151

**Options**

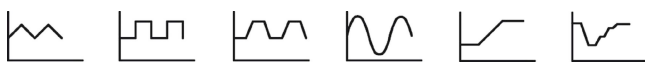
Option 1	Calibration with protocoll EPS/I9000 CAL
Option 2	Extended Warranty 3 / 5 years EPS/G
Option 3	19" Adapter E/PSI 9000-DT R



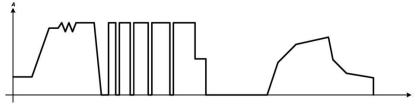
Autoranging



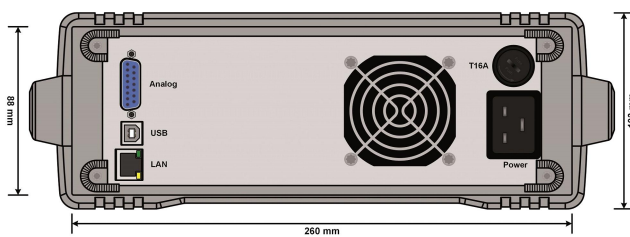
EPS/9000\_visio\_touchpanel



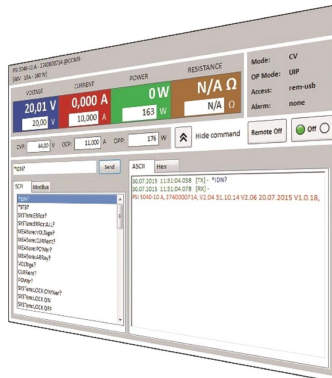
EPS 9000\_Funktionen



E/PSI 9000\_Functions SEQ



E/PSI9000-DT\_rear



EPS/PC\_Software



EPS/9000-DT 19 Frame

---

Subject to modification without notice, errors and omissions excepted

EPS Stromversorgung GmbH  
Electronic Power Supplies  
Alter Postweg 101, 86159 Augsburg/Germany  
Tel.: +49 (0) 821 570451-0  
E-mail: [sales@eps-germany.de](mailto:sales@eps-germany.de)  
[www.eps-germany.de](http://www.eps-germany.de)