



EPS - Datasheet

Series EPS/EL 3000 B

EPS's classic electronic loads »EPS/EL 3000-B« series are the second generation of small desktop loads. Due to their compact size they are especially suitable for research laboratories, test applications or educational purposes. The DC input range features new voltages up to 500V, currents up to 60A at power ratings with 400W. Apart from basic functions of electronic loads, set point curves can be produced now in the integrated function generator (ramp, rectangular, triangular and trapezoidal curve types).

For purposes of testing all kinds of batteries, such as for example constant current or constant resistance discharging, the devices offer a battery test mode. It counts values for elapsed testing time and consumed capacity (Ah) and energy (Wh). For more detailed setup, there is also an adjustable threshold to stop the battery test on low battery voltage, as well an adjustable max. test period. The battery test function is usually applied on the DC input current and can either be selected and run in static (constant current) or dynamic (pulsed current) mode at the load (HMI).

For the remote control using a PC or PLC the devices can be equipped with an optional, separately available and user-retrofitable interface card. There is a choice of three different types: USB, USB-Ethernet or USB+Analog. All interfaces are galvanically isolated from the device. To the unit we provide a Software Power Control free of costs, with which you can do nearly all the functions, which are possible at the unit itself.

Several units with the same nominal voltage and preferably the same model can be connected for parallel operation, in order to get a higher total power.

A carrying handle can serve as tilt stand, allowing for simple setup of different positions by the user in order to make it easier to read from the display or access the control elements.

For an option a UK wall socket adapter is available.

Energy Efficiency: temperature regulated fans

Scope of delivery:

EI. Load with carrying handle/tilt stand

Test report

AC-mains cable and UK-plug

USB-Stick with manual and Software EPS/PC

EPS/EL 3200-25 B Electronic Load



EPS/EL 3000B_Front

General data

Technology	Switching
Operation modes	CC.CV.CP.CR
Mains	90-264 VAC
Input frequency	45-65Hz
Input Current Limitation	Standard
Display	TFT Panel
Voltage resolution	0,1V/4d
Voltage accuracy	$\leq 0,1\%$ N.
Voltage Stability Load	$\leq 0,05\%$ (1-100%)
Current Resolution	0,01 A/4d
Current Accuracy	$\leq 0,2\%$
Current Stability Load	$\leq 0,1\%$ (1-100%)
Power Accuracy	$\leq 0,5\%$ N.
Overheat protection	Standard
Parallel operation	Standard
Cooling	Fan
Operation temperature	0-50°C
Storage temperature	-20...70°C
Humidity	$< 80\%$ n.c
Attitude	2000m /NN
Design	Desktop
Standards	EN61010-1
Power fail	Standard
Function generator	Standard
Memory	5 Profile
Capacity	880 nF

Interfaces

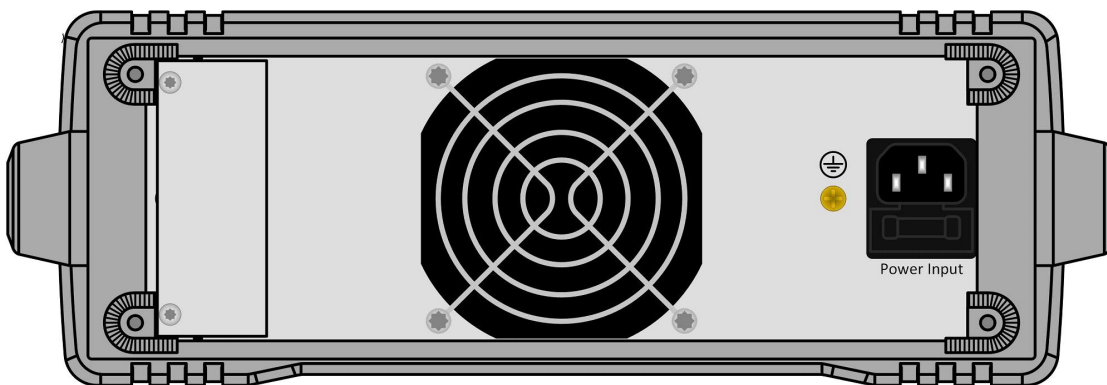
Analog Isolation	Option EPS/IF-KE5 USB/ANA
USB Interface	Option EPS/IF-KE5 USB
Ethernet Interface	Option EPS/IF-KE5 USB/LAN
Software	Standard EPS/PC, Option EPS/MC

Technical data


Input Power	400W
Input Voltage	0-200 VDC
Input Current	0-25 A
Resistance Adjustment Range 1	1-340 Ohm
Resistance Resolution Range 1	0,01Ohm/5d
Remote Sensing	max. 5% Unenn
Dimensions in mm (WxHxD)	308 x 103 x 325
Weight	4 kg
Order code	300331

Options


Option 1	Calibration EPS/EL 3000 CAL
Option 2	Extended Warranty 2 / 3 / 5 years EPS/Gx




EPS/EL3000B_rear



EPS/IF-KE5 USB



EPS/IF-KE5 USB-ANALOG



EPS/IF-KE5 USB_LAN